

# WORKING WITH CENOVUS

Supplier Onboarding



# CENOVUS ENERGY

- We're a Canadian-based integrated energy company headquartered in Calgary. We energize the world to make people's lives better.
  - We have operations around the world including Western Canada, Newfoundland, USA, and Asia Pacific
- Our strategy focuses on delivering value over the long term through sustainable, low-cost, diversified and integrated energy leadership, supported by five strategic objectives:
  - Top-tier safety performance and Environmental, Social and Governance (ESG) leadership
  - Cost leadership
  - Financial discipline
  - Returns-focused capital allocation
  - Free funds flow growth

## OUR PURPOSE

We **energize** the world to make people's lives better.



# CENOVUS SAFETY COMMITMENTS

## Our Eight Commitments:

1. Our work is never so urgent or important that we cannot take time to do it safely.
2. All injuries are preventable.
3. Everyone is obligated to refuse and/or stop unsafe work.
4. Everyone is obligated to raise concerns about the hazards seen.
5. All levels of supervision are accountable for safety performance.
6. Employee and contractor commitment is essential to safety performance.
7. Excellence in safety leads to excellence in business.
8. Safety attitude off the job is as important as on the job.

# AMBITIOUS ESG TARGETS REINFORCE SUSTAINABILITY LEADERSHIP

Strong safety & asset integrity, good governance are foundational



## CLIMATE & GHG EMISSIONS

Reduce absolute GHG emissions by **35%** by year-end 2035.

Reach long-term ambition for **net zero emissions** from operations by 2050.



## WATER STEWARDSHIP

Reduce fresh water intensity by **20%** in oil sands and in thermal operations by year-end 2030.



## BIODIVERSITY

Reclaim **3,000** decommissioned well sites by year-end 2025.

Restore more **habitat** than we use in the Cold Lake caribou range by year-end 2030.



## INDIGENOUS RECONCILIATION

Achieve a minimum of **\$1.2B** of spending with Indigenous businesses between 2019 and year-end 2025.

Attain PAR\* **gold certification** from the CCAB\* by year-end 2025.



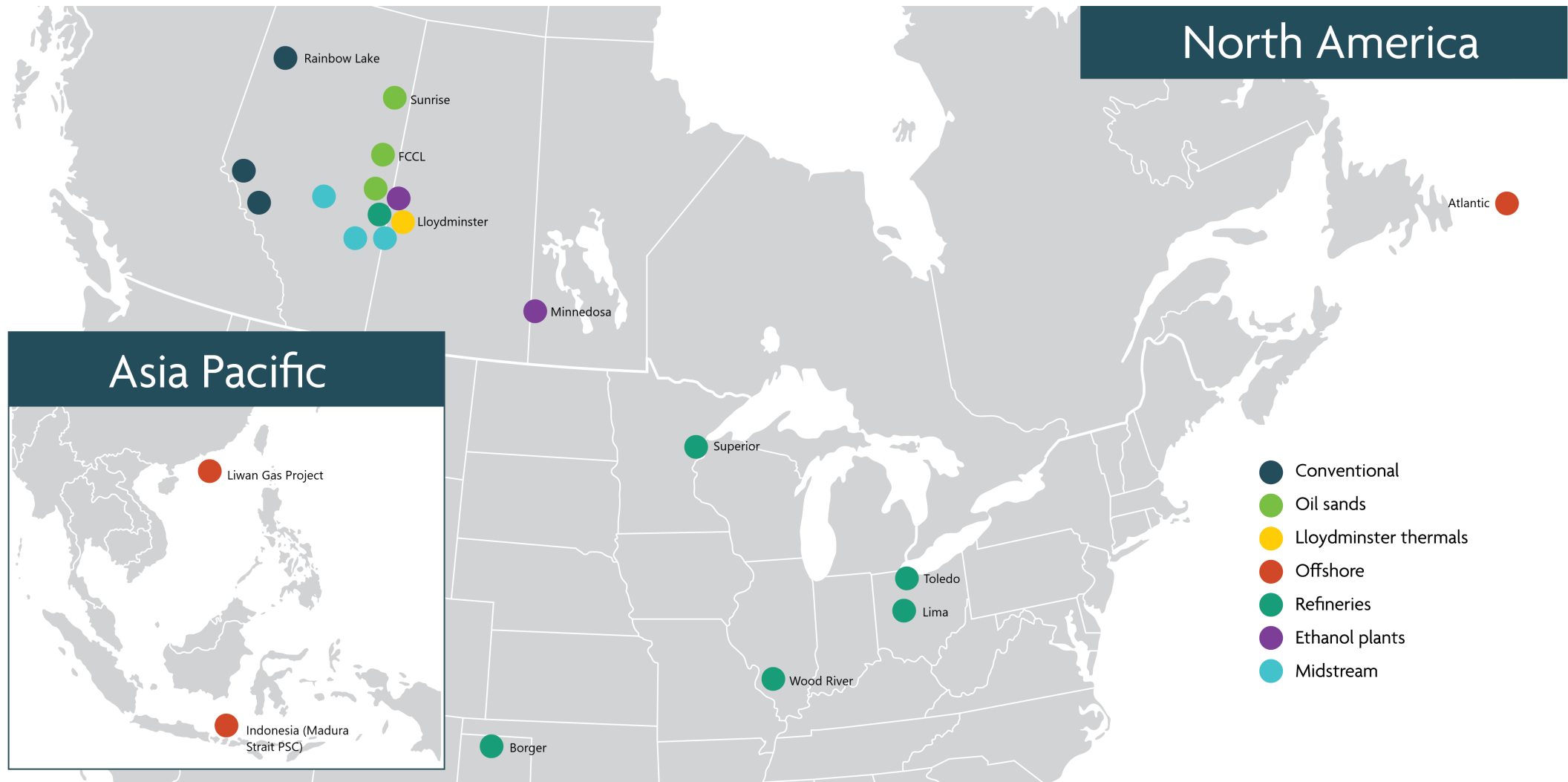
## INCLUSION & DIVERSITY

Increase women in leadership roles to **30%** by year-end 2030.

Aspire to have at least **40%** representation from designated groups among non-management Directors of the Board, including at least 30% women, by year-end 2025.\*\*

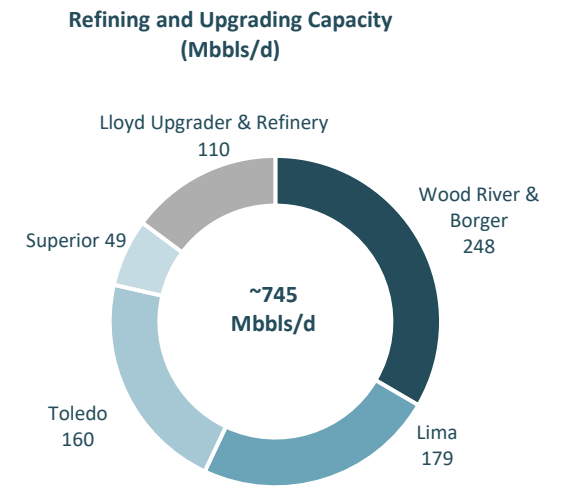
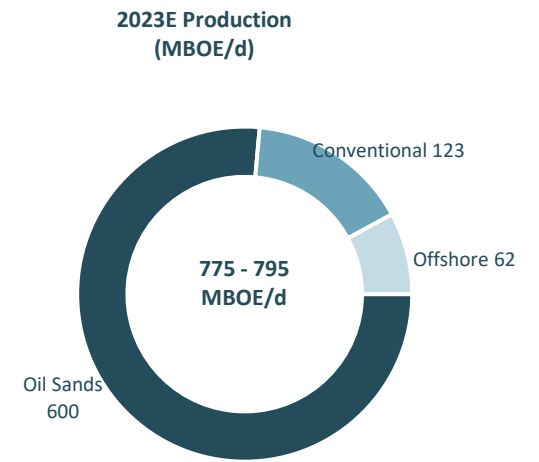
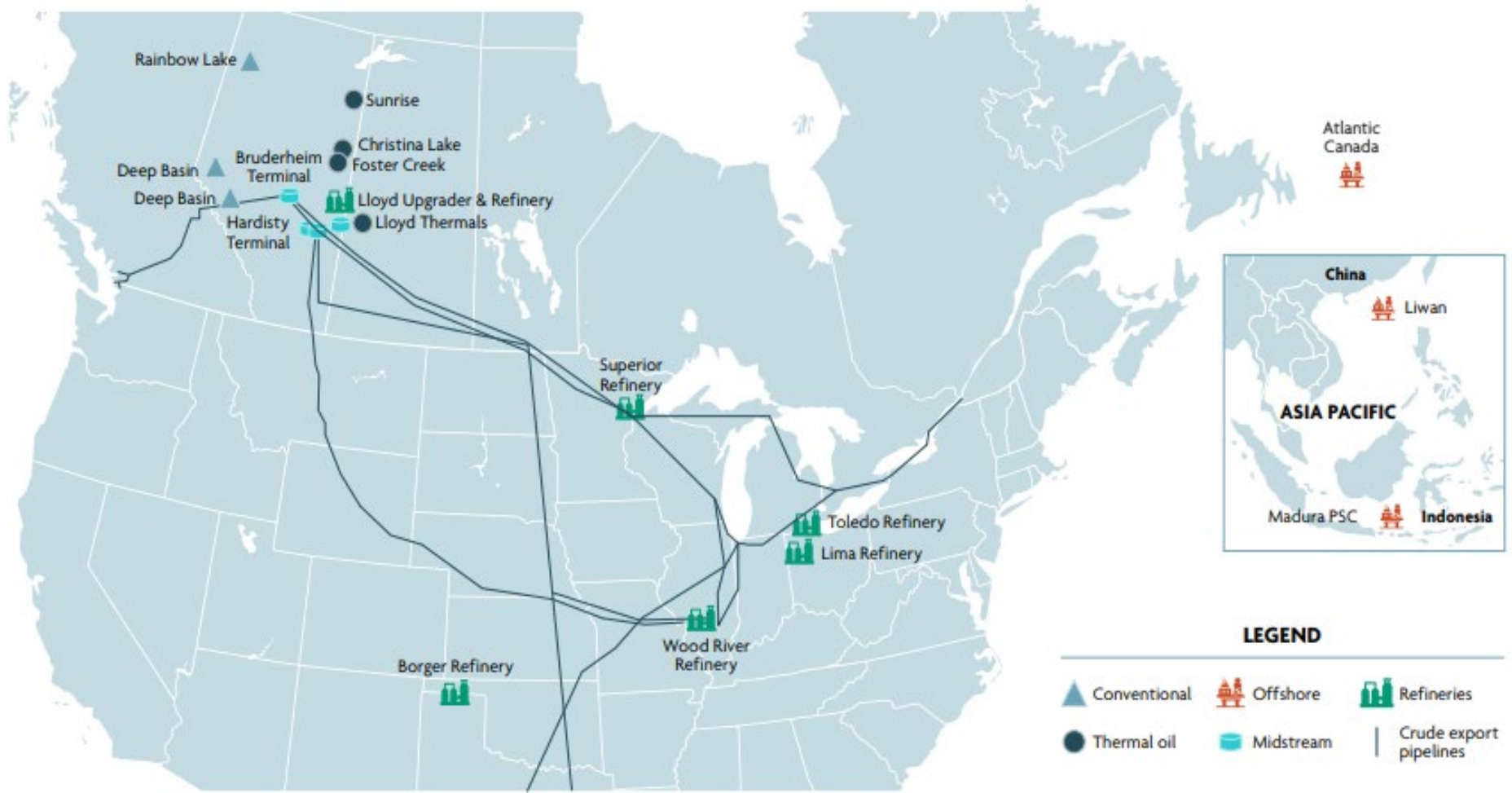
*Note: Targets include start year: 2019 for emissions, water intensity, well reclamation and Indigenous business spend; 2016 for caribou habitat restoration. Emissions reductions are in reference to scope 1 and 2 on a net equity basis. \*Progressive Aboriginal Relations (PAR), Canadian Council of Aboriginal Business (CCAB). \*\*Designated groups are defined as women, Indigenous peoples, persons with disabilities and members of visible minorities.*

# CENOVUS OPERATIONS



# HIGH-QUALITY, DIVERSE & INTEGRATED PORTFOLIO

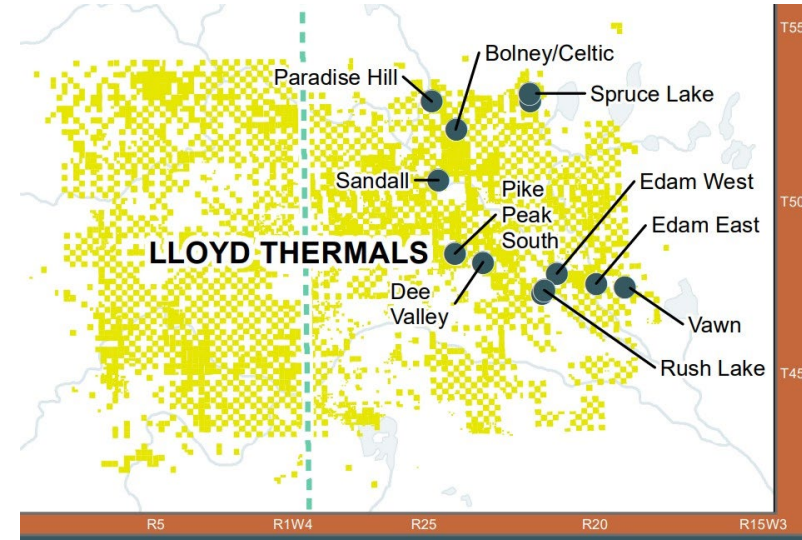
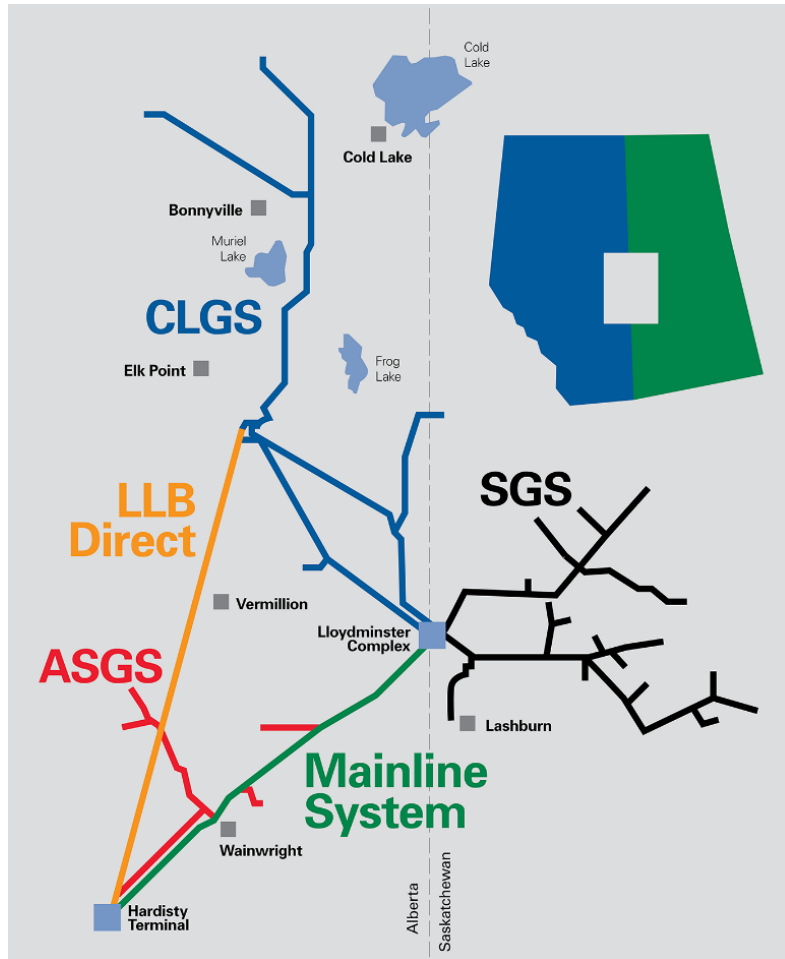
Geographic diversification, physical integration and market access



Note: See Advisory.



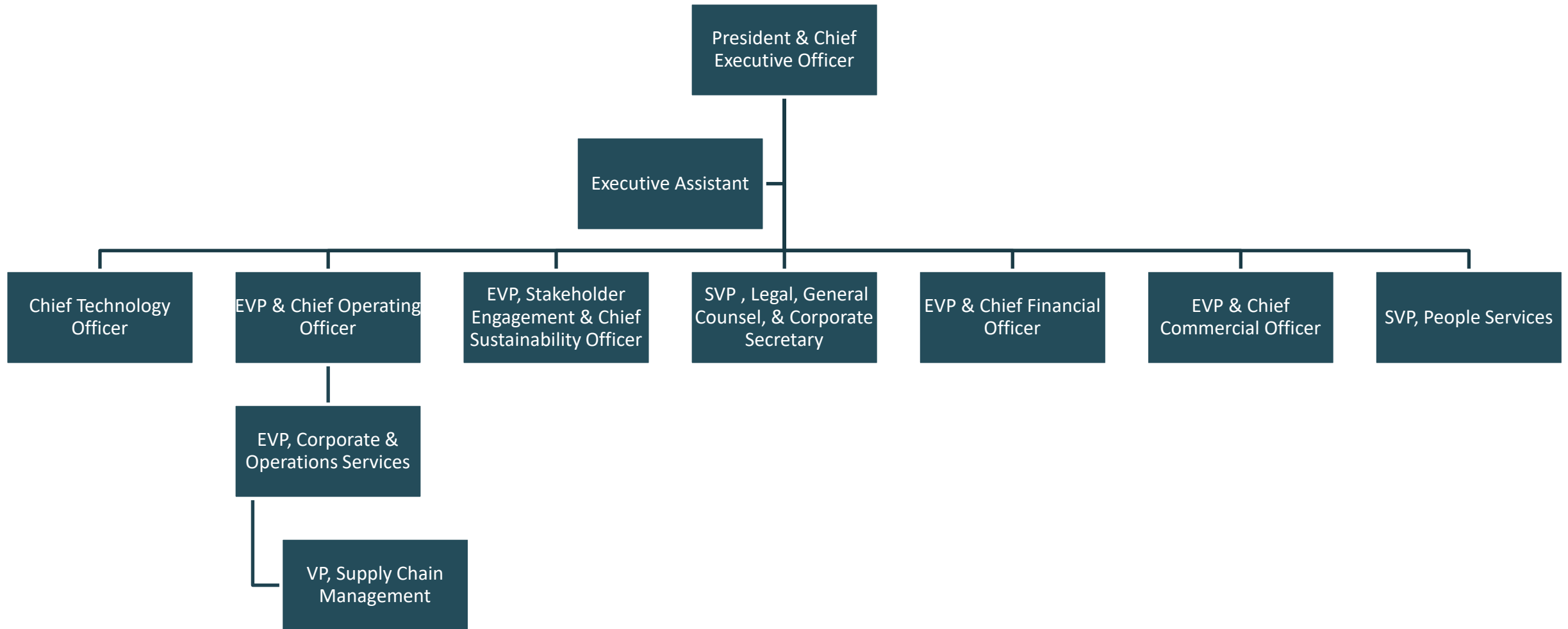
# CENOVUS OPERATIONS – LLOYDMINSTER AREA



## Fast facts (Lloydminster & region)

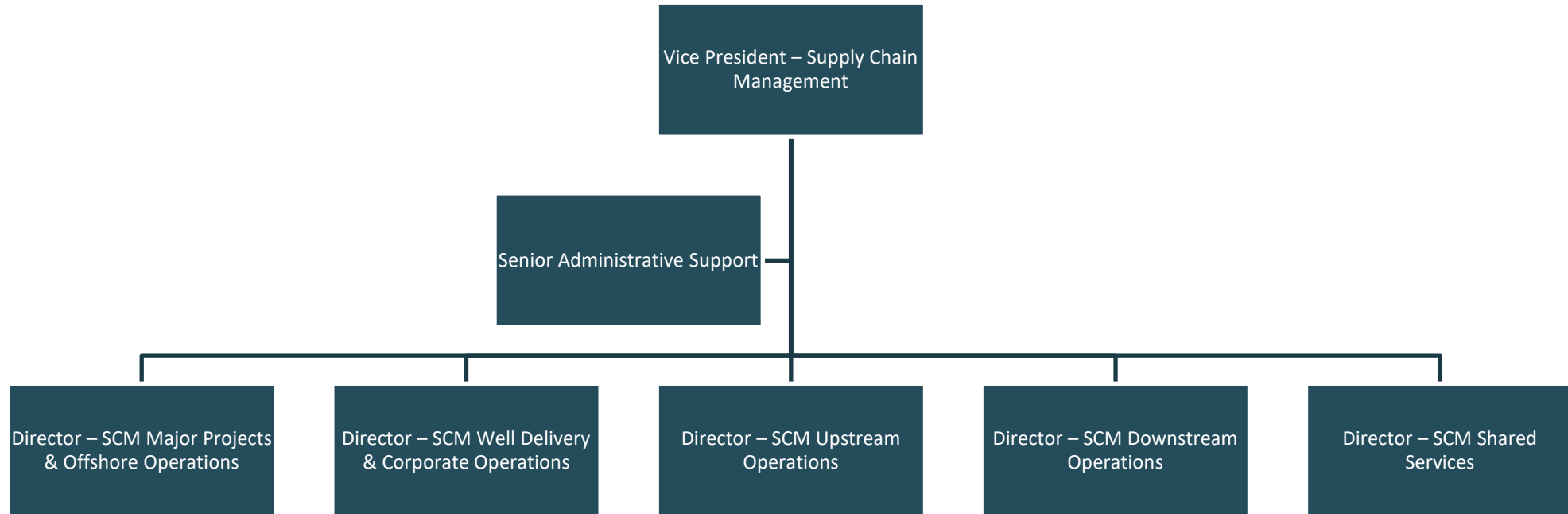
- Upstream thermal and conventional production – approximately 117,000 to 132,000 bbls/d
- Midstream:
  - Approximately 2,300 kms of pipeline in the Lloydminster region
  - Exclusive blender of Western Canadian Select (WCS), the benchmark for heavy Canadian crude oil
- Lloydminster Refinery is the largest producer of paving asphalt in Western Canada
- Other products include synthetic crude oil, gasoline, diesel and ethanol

# CENOVUS LEADERSHIP ORG CHART



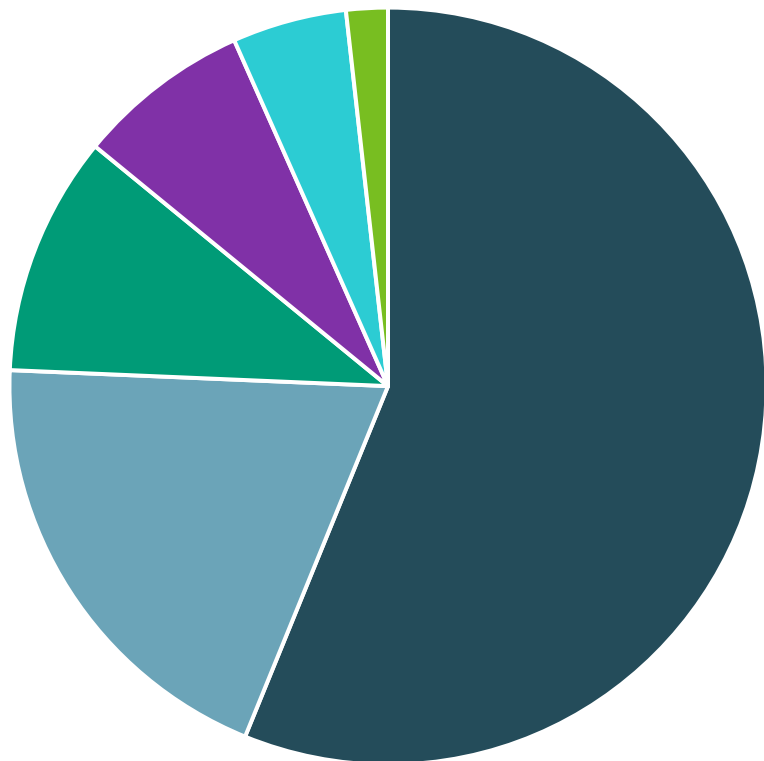


# CENOVUS SUPPLY CHAIN ORG CHART



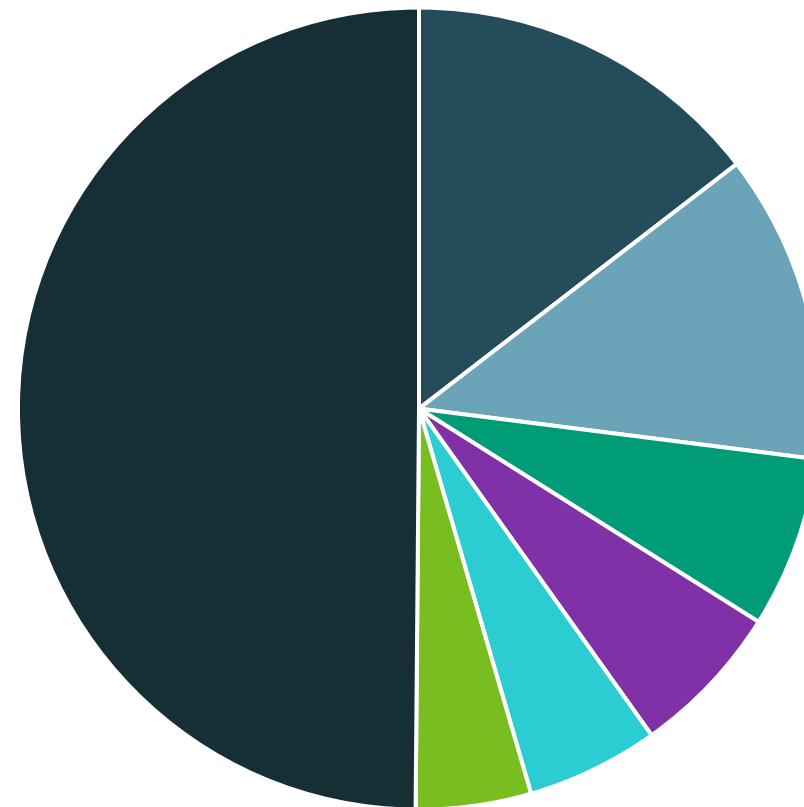
# CENOVUS SPEND BREAKDOWN

Lloyd Area Spend Breakdown



- Lloydminster Production
- Lloydminster Refinery
- Lloydminster Central Warehouse
- Lloydminster Upgrader
- Lloydminster Pipeline AB & SK
- Lloydminster Ethanol

Lloyd Area Category Spend



- Grain
- Chemicals
- Piping Services
- Engineering Services
- Facility Maintenance
- Trucking Services
- Other

Cenovus has incorporated **Supplier Lifecycle Management Program** to enable **effective and efficient execution** of all supplier interactions.



## Efficiency

- Create transparency and shared learnings to increase performance
- One process, one source of truth




## Supply Base Optimization

- Creating an optimal mix
- Enable the appropriate definition of suppliers



# SCOPE COVERAGE

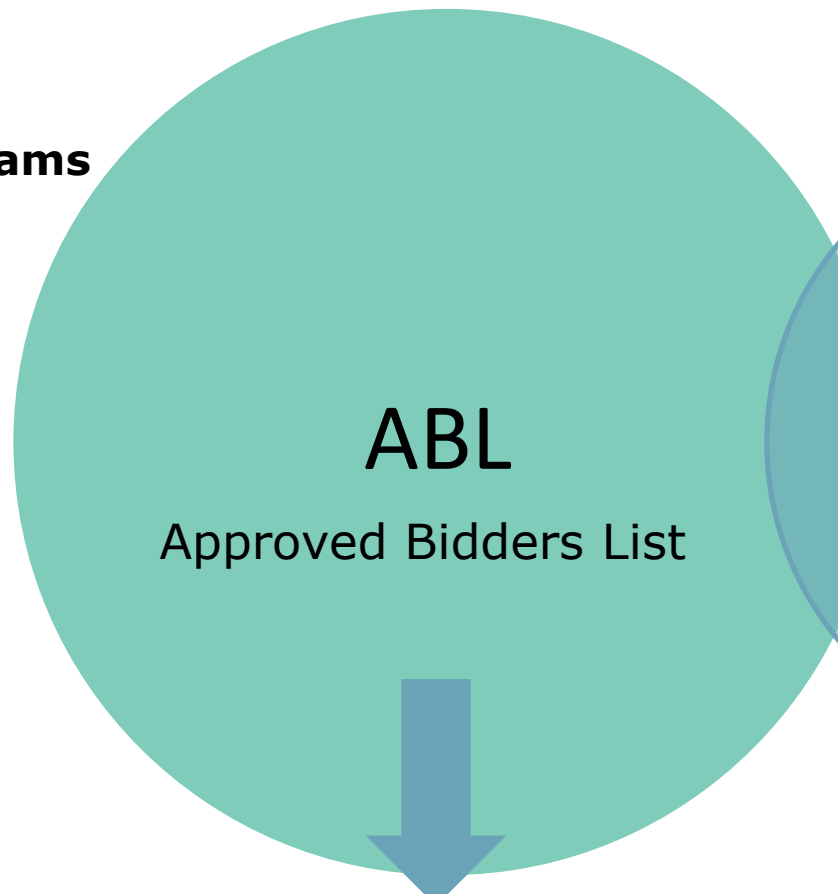


**Process Owner**


Supply Chain Management

## Functional Support Teams

- Safety
- Quality
- Environment
- Sustainability
- Insurance



Any potential direct contractual relationship with Cenovus



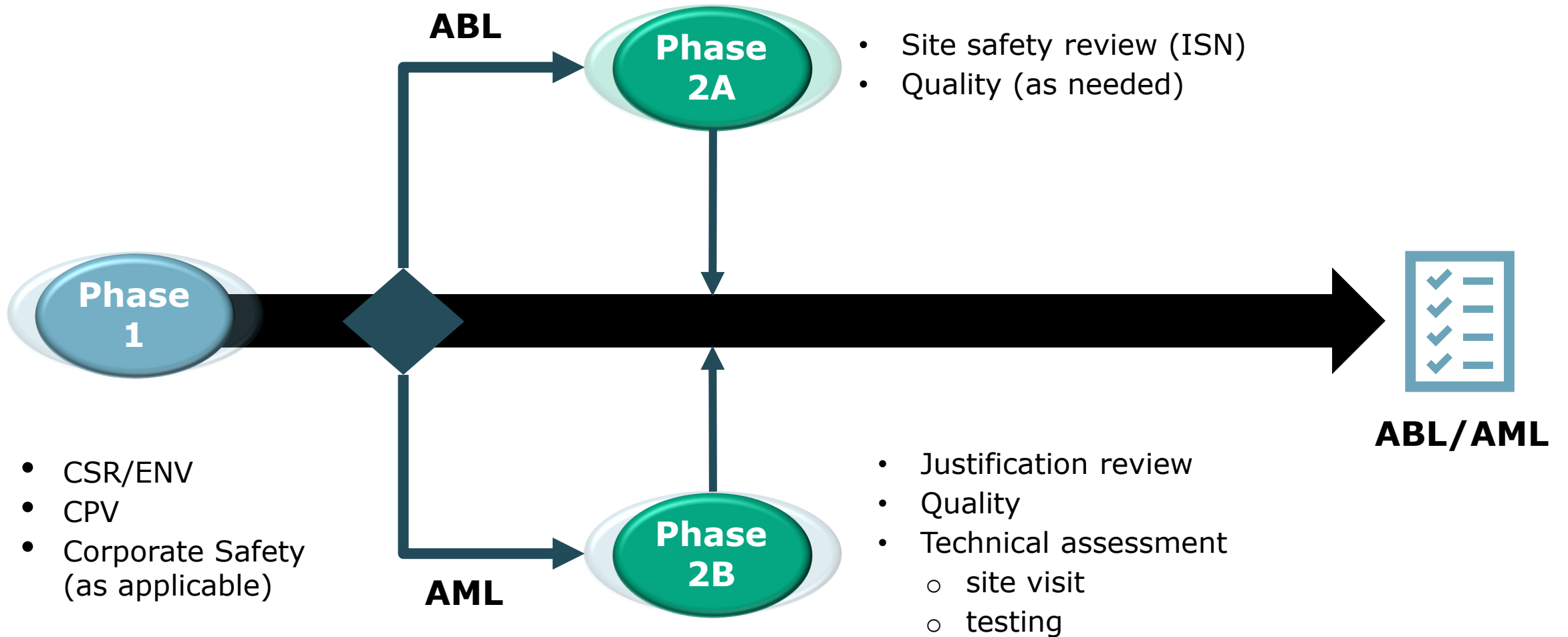
Equipment or device that would be part of the production process



**Content Owner**

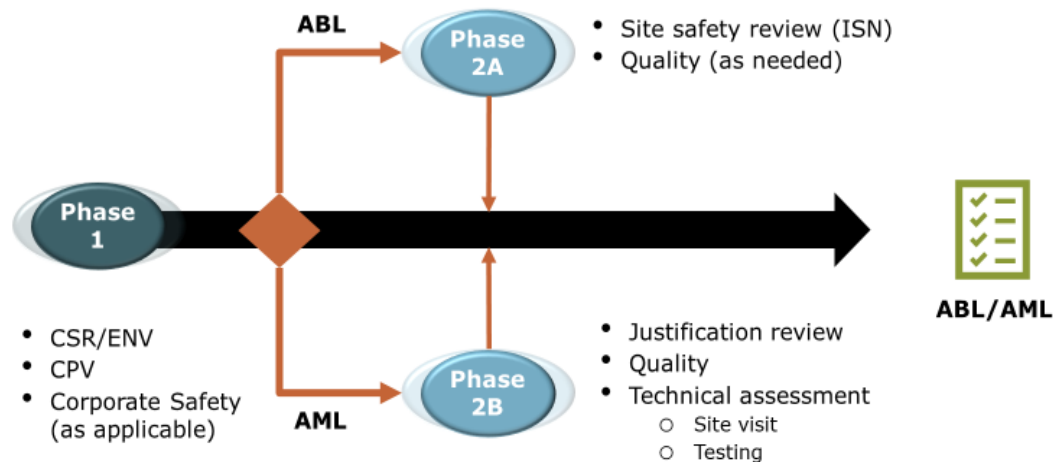
Technical Authority

# SUPPLIER PRE-QUALIFICATION



# SUPPLIER PRE-QUALIFICATION

## Supplier Pre-Qualification



### CSR/ENV- Corporate Social Responsibility / Sustainability Review (Mandatory)

This is a questionnaire sent to the supplier inquiring on generic company information, Indigenous / minority status, environmental and labour law.

### CPV - Counterparty Vetting (Mandatory)

This is a database check to ensure the supplier is not on any watchlist and has no bribes, charges or sanctions.

### Corporate Safety (Scope Dependent)

Suppliers providing on-site services must have an active ISNetworld account. ISNetworld is a contractor management portal Cenovus uses to store suppliers written programs, TRFs / fatality information, Alcohol & Drug policy, WCB and Insurance certifications.

### Quality (Scope Dependent)

This is a technical questionnaire sent to the supplier. It covers information such as supplier quality management system, inspection and test plans, quality metrics, NCR logs, etc.

### Technical (Only AML Suppliers)

All AML requests go through a technical review. A separate questionnaire is sent out and reviewed by an internal technical subject matter expert.

# SUPPLIER PRE-QUALIFICATION



## ISNetwork

Cenovus uses ISNetwork (ISN) to source and hire contractors and streamline supplier qualification processes to meet workplace requirements related to health, safety and sustainability.

Through ISN, we can:

- Collect and review self-reported information from contractors and suppliers.
- Benchmark contractor performance through ISNetwork reporting features.
- Meet internal, regulatory and compliance requirements.
- Quickly and easily measure industry and operational key performance indicators with ISN Analytics™.

Interactive tools in ISNetwork, such as ISN Analytics, provide us with a well-rounded view of contractors' and suppliers' information in a collection of dashboards. The analytics dashboards give access to on-demand aggregate data for both high-level overviews and in-depth reviews to help drive insight generation and action.



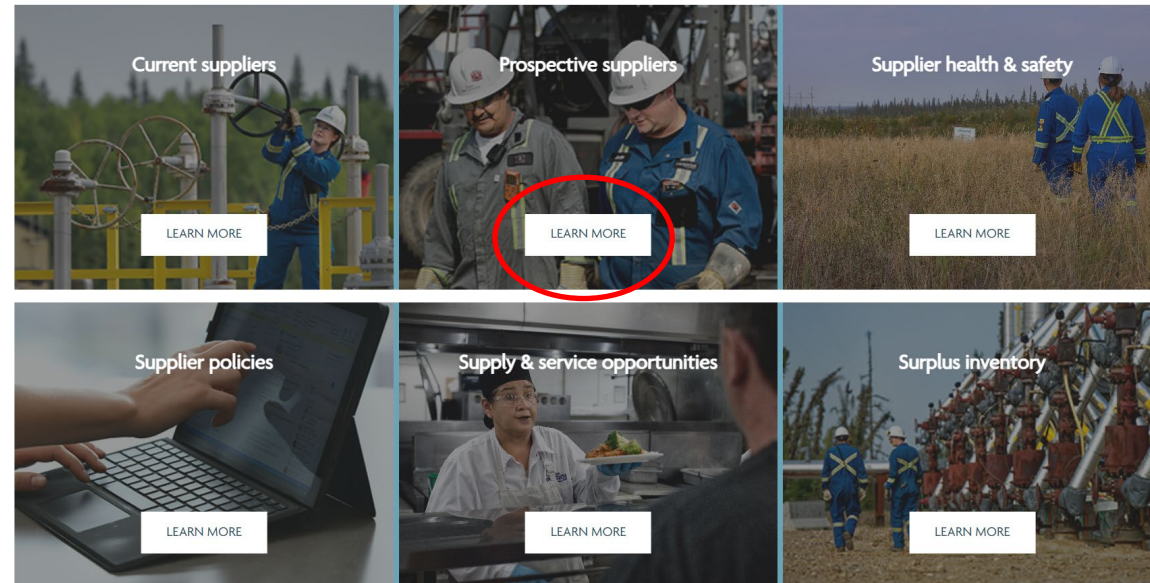
# HOW TO GET IN TOUCH

- Please visit the below link to contact Cenovus SCM:
  - <https://www.cenovus.com/Suppliers>
- Click the “Prospective Suppliers” Link

[Home](#) > [Suppliers](#)

## Suppliers

We do business with a wide range of suppliers, sourcing materials and services locally and globally. We build relationships with suppliers who align with our values, including environmental and safety, and consistently provide the best service and value to Cenovus.



- Follow the instructions and fill out the Prospective Supplier Submission Form

# ADVISORY

## Barrels of Oil Equivalent

Natural gas volumes have been converted to barrels of oil equivalent (BOE) on the basis of six Mcf to one barrel (bbl). BOE may be misleading, particularly if used in isolation. A conversion ratio of one bbl to six Mcf is based on an energy equivalency conversion method primarily applicable at the burner tip and does not represent value equivalency at the wellhead. Given that the value ratio based on the current price of crude oil compared with natural gas is significantly different from the energy equivalency conversion ratio of 6:1, utilizing a conversion on a 6:1 basis is not an accurate reflection of value.

## Presentation Basis

Cenovus presents production volumes on a net to Cenovus before royalties basis, unless otherwise stated.

## Forward-looking Information,

This presentation contains certain forward-looking statements and forward-looking information (collectively referred to as “forward-looking information”) within the meaning of applicable securities legislation about our current expectations, estimates and projections about the future, based on certain assumptions made by us in light of our experience and perception of historical trends. Although we believe that the expectations represented by such forward-looking information are reasonable, there can be no assurance that such expectations will prove to be correct.

Forward-looking information in this presentation is identified by words such as “achieve”, “ambition”, “continue”, “E”, “focus”, or similar expressions and includes suggestions of future outcomes, including, but not limited to, statements about: general and 2023 priorities; product supply and demand; and targets for Cenovus’s five ESG focus areas including GHG emissions goals and net zero ambition. Developing forward-looking information involves reliance on a number of assumptions and consideration of certain risks and uncertainties, some of which are specific to Cenovus and others that apply to the industry generally.

Except as required by applicable securities laws, Cenovus disclaims any intention or obligation to publicly update or revise any forward-looking statements, whether as a result of new information, future events or otherwise. Readers are cautioned that the foregoing lists are not exhaustive and are made as at the date hereof. Events or circumstances could cause actual results to differ materially from those estimated or projected and expressed in, or implied by, the forward-looking information. For additional information regarding Cenovus’s material risk factors, the assumptions made, and risks and uncertainties which could cause actual results to differ from the anticipated results, refer to “Risk Management and Risk Factors” and “Advisory” in Cenovus’s MD&A for the periods ended December 31, 2022 and June 30, 2023, and to the risk factors, assumptions and uncertainties described in other documents Cenovus files from time to time with securities regulatory authorities in Canada (available on SEDAR at [sedar.com](https://www.sedar.com), on EDGAR at [sec.gov](https://www.sec.gov) and Cenovus’s website at [cenovus.com](https://www.cenovus.com)).

© 2023 Cenovus Energy Inc.